



### District Report Card: 2017


<b>State:</b> Tamil Nadu	<b>District:</b> Kanniyakumari
<b>Class:</b> 8	<b>Subject:</b> Mathematics
<b>Schools:</b> 51	<b>Students:</b> 968


### Participation/Coverage


#### Students

<b>GENDER</b> 	Boys		Girls	
	Number	%	Number	%
	311	32.13	657	67.87

<b>AREA</b> 	Rural		Urban	
	Number	%	Number	%
	563	58.16	405	41.84

<b>CATEGORY</b> 	SC		ST		OBC		GEN	
	Number	%	Number	%	Number	%	Number	%
	34	3.51	3	0.31	853	88.12	78	8.06

<b>CWSN</b> 	LD	VI	HI	S&LD	ID	Oth
	2	2	1	1	5	40

<b>Management</b> 	Government		Government-aided	
	Number	%	Number	%
	309	31.92	659	68.08

### Average Performance of Students in Mathematics (%)

Overall	Gender		Area		Management		Social Group			
	Male	Female	Rural	Urban	Govt.	Aided	SC	ST	OBC	GEN
35.93	36.57	35.63	37.48	33.78	36.55	35.64	34.51	33.33	36.30	32.56

## Performance on Learning Outcomes (LOs)

Learning Outcomes	Description	Average Performance(%)
M601	Solves problems involving large numbers by applying appropriate operations	26.82
M606	Solves problems on daily life situations involving addition and subtraction of fractions / decimals	27.23
M620	Finds out the perimeter and area of rectangular objects in the surroundings like floor of the class room, surfaces of a chalk box etc.	28.50
M621	Arranges given/collected information in the form of table, pictograph and bar graph and interprets them	24.12
M702	Interprets the division and multiplication of fractions	39.98
M705	Solves problems related to daily life situations involving rational numbers	32.23
M706	Uses exponential form of numbers to simplify problems involving multiplication and division of large numbers	23.00
M707	Adds/subtracts algebraic expressions	38.74
M710	Solves problems related to conversion of percentage to fraction and decimal and vice versa	23.20
M717	Finds out approximate area of closed shapes by using unit square grid/graph sheet	27.03
M719	Finds various representative values for simple data from her/his daily life contexts like mean, median and mode	56.73
M721	Interprets data using bar graph	45.79
M801	Generalizes properties of addition, subtraction, multiplication and division of rational numbers through patterns	21.77
M802	Finds rational numbers between two given rational numbers	40.25
M803	Proves divisibility rules of 2, 3, 4, 5, 6, 9 and 11	34.10
M804	Finds squares, cubes, square roots and cube roots of numbers using different methods	30.80
M808	Uses various algebraic identities in solving problems of daily life	54.62
M812	Verifies properties of parallelogram and establishes the relationship between them through reasoning	35.54
M818	Finds surface area and volume of cuboidal and cylindrical object	27.52
M819	Draws and interprets bar charts and pie charts	43.70

Range of Performance of Students who Answered Correctly							
Below 30%		30% - 50%		50% - 75%		Above 75%	
Number	%	Number	%	Number	%	Number	%
393	40.60	403	41.63	144	14.88	28	2.89

## Lowest Performing Learning Outcomes (LOs)

1 - Generalizes properties of addition, subtraction, multiplication and division of rational numbers through patterns (21.77)

2 - Uses exponential form of numbers to simplify problems involving multiplication and division of large numbers (23.00)

3 - Solves problems related to conversion of percentage to fraction and decimal and vice versa (23.20)

- 4 - Arranges given/collected information in the form of table, pictograph and bar graph and interprets them (24.12)
- 5 - Solves problems involving large numbers by applying appropriate operations (26.82)